


# STRAIGHTLINE 406 PLAIN PAN DECK

MACK BROS. Straightline 406 Plain Pan Decking is a sleek and modern profile with a cover width of 406 mm. Its seamless profile uses concealed fixing clips which eliminate the need for the unsightly screws used on other profiles. Because of the high rib-height of 48 mm, this profile has good water run-off capacity and can be used on roofs with a pitch down to 1°.



MACK BROS - Leaders in Manufacturing, Innovation and Supply

# MACK BROS.

# ROOFING PRODUCTS

FIRST IN AUSTRALIA TO PRODUCE LONG-LENGTH ROOF SECTIONS

**Available:** Zincal / Galvanised / Stainless Steel / Copper / Prepainted Steel & Seaside Colour

630 Heatherton Road, Clayton South Vic 3169

Fax (03) 9571 7928

sales@mackbros.com.au

www.mackbros.com.au

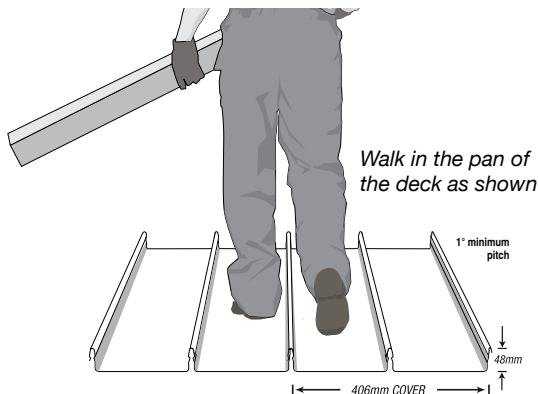
# (03) 9571 7911

FAMILY BUSINESS ESTABLISHED 1946

# STRAIGHTLINE 406 PLAIN PAN DECK

## Span Chart G550 1.5kpa

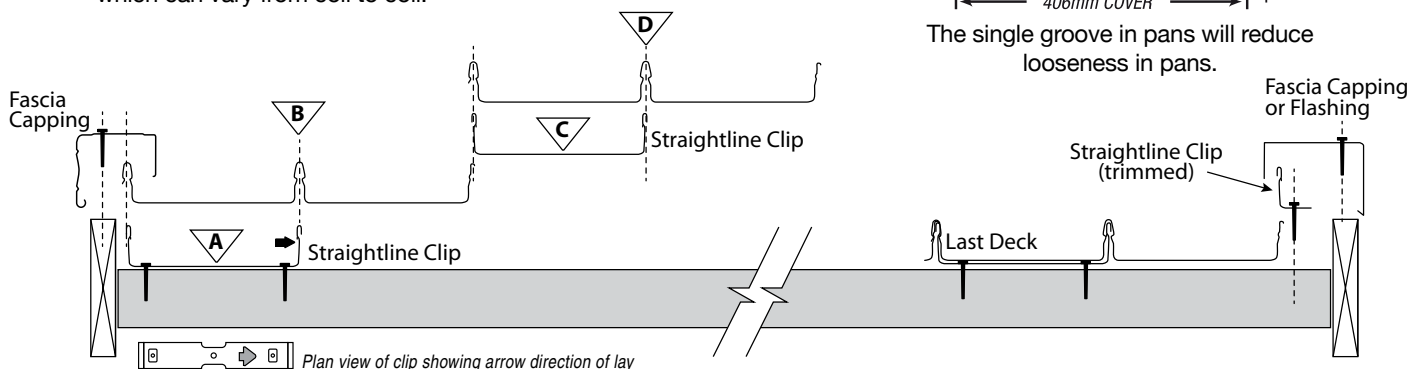
Thickness	End Span	Intermediate
0.42mm bmt	1.15 m	1.68 m
0.48mm bmt	1.40 m	1.90 m



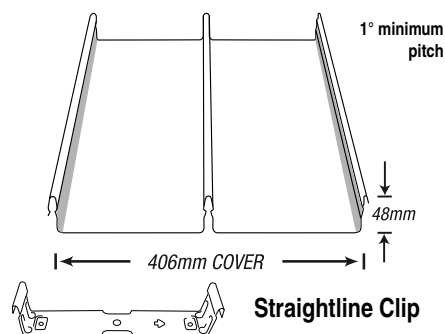
### Foot Traffic

As with all roofing products we recommend extra caution be taken when walking on the roof. When walking on the Straightline Deck always wear flat soled rubber shoes and place feet only in pans, taking care to avoid the last pans on the edges of the metal roof area. However for high maintenance applications walkways are suggested.

Note: A Plain Pan Deck can have a loose centre in pans which can vary from coil to coil.



1. Before commencing to install roof, check the alignment of the purlins. This can help reduce loose centre in the pans of the deck.
2. Create stop-ends and down turn pans of decks (if applicable).
3. Fix a Straightline Clip at each purlin (A), with its punched arrow pointing in the direction in which fixing will progress.
4. Lay the first deck (B), over the Straightline Clips ensuring that centre rib and female rib are fully 'snapped' in place.
5. Fix next run of Straightline Clips (C), then the next deck (D).
6. Repeat step 5 until the roof is complete.
7. During fixing, check total cover every 3 or 4 decks near each end to keep decks tracking parallel.
8. Install the required flashings or cappings from a range of stock and custom made flashings and cappings.
9. Clean roof of all rubbish, filings, etc., and clean out all gutters.



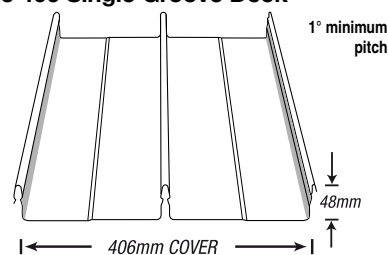
### Thermal Expansion

All metal sheeting is subject to thermal expansion. This means the colour of the sheeting will affect the amount of thermal expansion. Straightline 406 Decking has proven to have excellent resistance to the problems associated with thermal expansion.

### Insulation

Blanket up to 55mm in thickness can be used.

### Straightline 406 Single Groove Deck



The single groove in pans will reduce looseness in pans.

# MACK BROS.

## ROOFING PRODUCTS

# (03) 9571 7911

Manufacturer of **new generation** specialised gutter systems, including a wide range of large water-carrying gutters which are easy to clean and maintain

630 Heatherton Road, Clayton South Vic 3169 sales@mackbros.com.au www.mackbros.com.au

As part of Mack Bros Roofing Products Pty Ltd policy of continued product improvement, the company reserves the right, at any time, at their discretion and without notice to discontinue or change the features, designs, materials, colours and other specifications of their product and to either permanently or temporarily withdraw such products from the market without incurring any liability. This publication is issued as a general guide only and should not be treated as a substitute for detailed technical advice in relation to individual circumstances. Mack Bros disclaim any liability for loss or damage suffered from the use of such data, except liability under the consumer affairs. To the best of our knowledge all information is correct at time of printing. **December 2014**